

## Features

### STANDARD FEATURES

#### MEASUREMENTS

##### GS™-1532

- 6.57 m (21 ft) working height
- Up to 272 kg (600 lb) lift capacity

##### GS™-1932

- 7.79 m (25 ft) working height
- Up to 227 kg (500 lb) lift capacity

#### PRODUCTIVITY

- 1.63 m x 74 cm (64 in x 29 in) steel platform
- Folding rails with half-height swing gate
- 91 cm (3 ft) extension deck
- Dual front wheel drive
- Proportional lift and drive
- Automatic battery charger
- 30% gradeability
- Platform control with battery charge indicator and diagnostic display
- AC power to platform
- Manual platform lowering valve
- Emergency stop at both platform and ground controls
- Rear wheel multiple disc brakes
- Front wheel hydraulic dynamic braking
- Manual brake release
- Solid non-marking tyres
- Pothole guards
- Tilt level sensor with audible alarm
- Descent alarm
- Electronic horn
- Hour meter
- Certified load sensor

#### POWER

- 24 V DC (four 6 V 225 Ah batteries)



### OPTIONS & ACCESSORIES

#### PRODUCTIVITY

- Platform swing gate, half height
- Air line to platform
- Dual flashing beacons
- Motion package
- Platform work lights
- Automotive horn

#### POWER

- Power inverter (not available on the GS-1932)

#### UK

The Maltings  
Wharf Road  
Grantham NG31 6BH  
UK  
Tel: +44 (0)1476 584333  
Fax: +44 (0)1476 584334

#### France

10, ZA de la Croix St. Mathieu  
28320 Gallardon  
France  
Tel: +33 (0)2 37 26 09 99  
Fax: +33 (0)2 37 26 09 98

#### Germany

Finienweg 3  
28832 Achim/Bremen  
Germany  
Tel: +49 (0)4202 8852-0  
Fax: +49 (0)4202 8852-25

#### Spain

Gaià 31, Pol. Ind. Plá d'en Coll  
08110 Montcada i Reixac  
Barcelona  
Spain  
Tel: +34 93 572 50 90  
Fax: +34 93 572 50 91

#### Scandinavia

Aröds industriväg 34  
422 43 Hisings Backa  
Sweden  
Tel: +46 31 57 51 00  
Fax: +46 31 57 51 04

#### Middle East

Terex Middle East  
PO Box 282325, Dubai  
U.A.E.  
Tel: +971 4 885 8030  
Fax: +971 4 885 6364  
Email: awp.infome@terex.com

#### Genie United States

18340 NE 76th Street  
P.O. Box 97030  
Redmond, WA  
USA 98073-9730  
Tel: +1 425 881-1800  
Fax: +1 425 883-3475

**Email:** AWP-InfoEurope@terex.com

**Distributed By:**

# SELF-PROPELLED SCISSOR LIFTS

## GS™-1532 & GS™-1932



## Specifications

MODELS	GS™-1532		GS™-1932	
	Metric	US	Metric	US
Working height maximum*	6.57 m	21 ft	7.79 m	25 ft
<b>A</b> Platform height maximum	4.57 m	15 ft	5.79 m	19 ft
<b>B</b> Platform length - outside	1.63 m	5 ft 4 in	1.63 m	5 ft 4 in
extended	2.54 m	8 ft 4 in	2.54 m	8 ft 4 in
Slide-out platform extension deck	91 cm	3 ft	91 cm	3 ft
<b>C</b> Platform width - outside	74 cm	2 ft 5 in	74 cm	2 ft 5 in
Guardrail height:	1.10 m	3 ft 7 in	1.10 m	3 ft 7 in
Toeboard height	15 cm	6 in	15 cm	6 in
<b>D</b> Height - stowed: fixed rails	1.96 m	6 ft 5 in	2.00 m	6 ft 7 in
folding guardrails	2.03 m	6 ft 8 in	2.11 m	6 ft 11 in
rails folded	1.73 m	5 ft 8 in	1.75 m	5 ft 9 in
<b>E</b> Length - stowed	1.83 m	6 ft	1.83 m	6 ft
Length - stowed extended	2.74 m	9 ft	2.74 m	9 ft
<b>F</b> Width	81.3 cm	2 ft 8 in	81.3 cm	2 ft 8 in
<b>G</b> Wheelbase	1.32 m	4 ft 4 in	1.32 m	4 ft 4 in
<b>H</b> Ground clearance - centre	6 cm	2.4 in	6 cm	2.4 in
<b>I</b> - with pothole guards deployed	2 cm	.75 in	2 cm	.75 in

### PRODUCTIVITY

Max platform occupancy (indoor/outdoor)	2/1	2/1	2/1	2/1
Lift capacity	272 kg	600 lbs	227 kg	500 lbs
Drive speed - stowed	4.0 km/h	2.5 mph	4.0 km/h	2.5 mph
Drive speed - raised	0.8 km/h	0.5 mph	0.8 km/h	0.5 mph
Gradeability**	30%	30%	30%	30%
Turning radius - inside	zero	zero	zero	zero
Turning radius - outside	1.55 m	5 ft 1 in	1.55 m	5 ft 1 in
Raise / lower speed	16 / 29 sec	16 / 29 sec	16 / 25 sec	16 / 25 sec
Controls	proportional		proportional	
Drive	dual front wheel		dual front wheel	
Multiple disc brakes	dual rear wheel		dual rear wheel	
Tyres - solid non-marking	30 x 11 x 20 cm	12 x 4.5 x 8 in	30 x 11 x 20 cm	12 x 4.5 x 8 in

### POWER

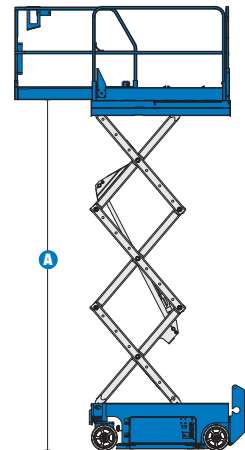
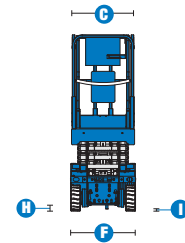
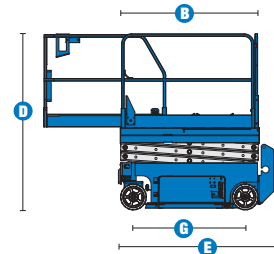
Power source	24 V (four 6 V 225 Ah batteries)	24 V (four 6 V 225 Ah batteries)
Hydraulic system capacity	14.2 L	3.75 gal

### WEIGHT\*\*\*

	1,233 kg	2,718 lbs	1,498 kg	3,302 lbs
--	----------	-----------	----------	-----------

### STANDARDS COMPLIANCE

CE EN280, PB-10-611-03



\* The metric equivalent of working height adds 2 m to platform height. U.S. adds 6 ft to platform height.

\*\* Gradeability applies to driving on slopes, see Operator's Manual for details regarding slope ratings.

\*\*\* Weight will vary depending on options and/or country standards.